

The TOOL Insider

Vol. 196 • October 8, 2018

EURO TOOL – *Your Source for Success*®

Perfect (*Sized*) Ring Stock

– *Patent Pending* –

**EUROTOOL
Exclusive!**

Step-by-Step
illustrated
instructions
included with
each tool!

Markings
on both sides
for left or right-
handed use.



Introducing the **WHALEY RING GAUGE!** This new tool allows for accurately sized ring stock every time. Works with all shapes and sizes of metals used to make rings. No more guess work!

Cutting ring stock to size is not as simple as “a size 6 is a size 6”. **The thickness of the stock must be factored in to determine length.**

Historically, in order to cut ring stock to the appropriate length, a jeweler would either use a complicated formula, a chart (if they could find it) or simply guess!

Stock #	MSRP
GAU-747.00	\$35.95

**Check out
the video!**


Here's a quick view of how the Whaley Gauge is used. See the video for more details!




Measure the
thickness




Prepare to cut



Cut the first
straight edge



Place newly cut edge
on desired ring size.
Make 2nd cut.



Ring stock ready
to form a
finished band!

